

Signify Classified - Internal
Cooper Lighting Solutions Photometric Lab
1121 Highway 74 South
Peachtree City, GA 30269



Scaled data based on original data using
LM-79-08 Approved Method: Electrical and Photometric Measurements of Solid-
State Lighting Products

Test Report Prepared for
Cooper Lighting Solutions
(formerly Eaton)

Brand: LUMARK

Report Number: P980995

Luminaire Tested: **NFFLD-L-C150-7060-66**

Issue Date: 04/10/2025

Test Information

Test Method: LM-79-08
Report Number: P980995
Test Lab: INNOVATION CENTER(G2)
Issue Date: 04/10/2025
Manufacturer: COOPER LIGHTING SOLUTIONS (FORMERLY EATON)
Product Line: LUMARK
Catalog Number: NFFLD-L-C150-7060-66
Description: LUMARK NIGHT FALCON LARGE SIZE 320W 70CRI 5700K LED FIXTURE NEMA 6
Light Source: (4) 5700K CCT, 70 CRI LEDS
Ballast/Driver: ELECTRONIC DRIVER

Summary

Lumens per Lamp: N/A
Luminaire Lumens: 50177.9 lumens
Efficiency: N/A
Efficacy: 154.8 lumens/watt
Luminous Opening: Rectangular (W 1' x L: 0.67' x H: 0')
IES Classification: Type I - Short
BUG Rating: B5 - U0 - G3

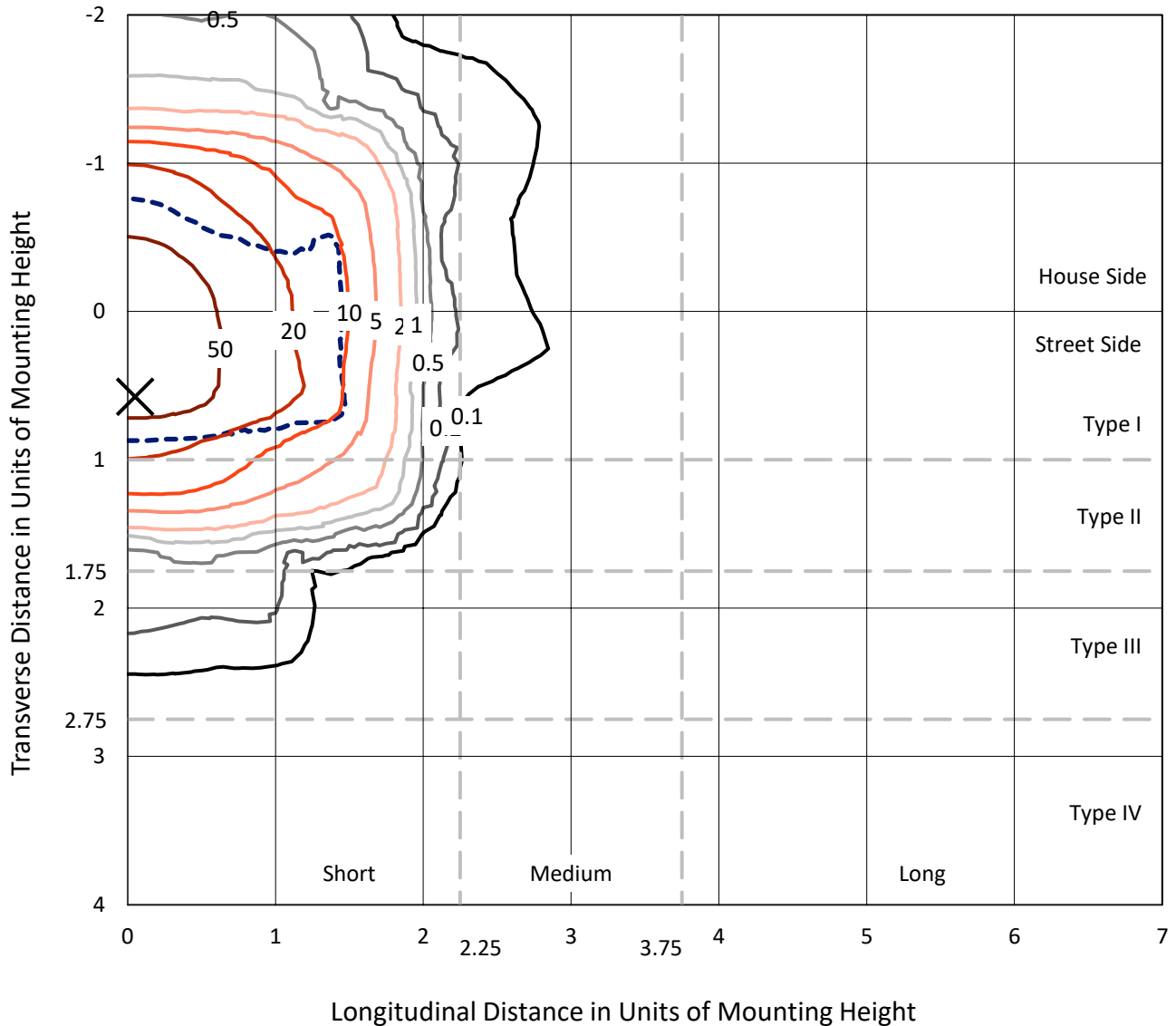
Input Watts (W): 324.1
Input Voltage (V): 120
Input Current (Ain): NR
Voltage Rise (V): NR
Power Factor: 0.99
Total Harmonic Distortion (THDi): 2.79%
Frequency (hertz): 60
Stabilization Time: NR
Operation Time: NR
Ambient Temperature (°C): NR
Test Distance: 28.75 FT



REPORT NUMBER: P980995
 CATALOG NUMBER: NFFLD-L-C150-7060-66

Iso-Footcandle Lines of Horizontal Illumination

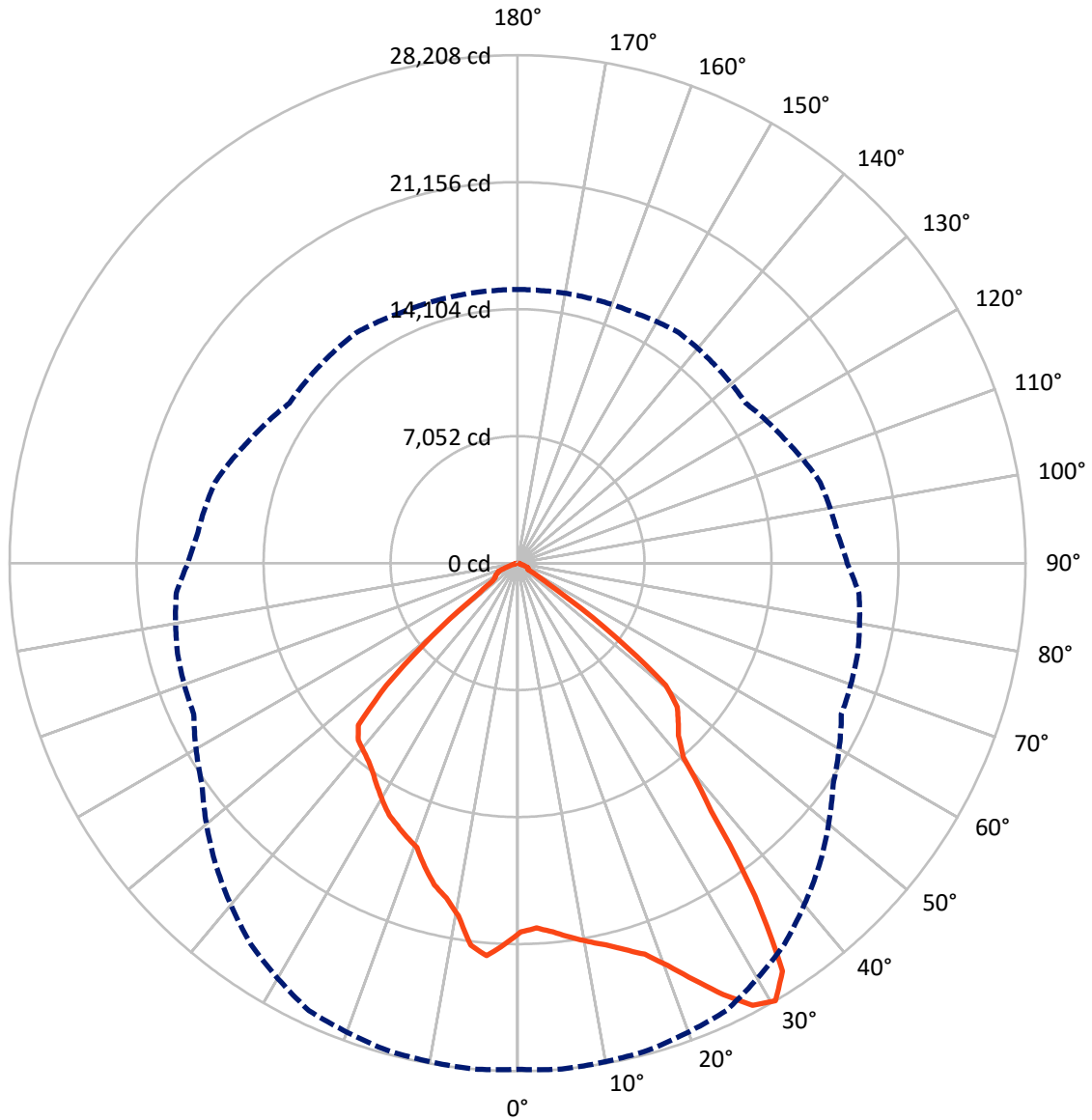
× Max cd
 - - - 1/2 Max cd



Based on 15 foot mounting height. Maximum calculated value = 93.3 fc
 Type I - Short - N/A

REPORT NUMBER: P980995
CATALOG NUMBER: NFFLD-L-C150-7060-66

Luminous Intensity Polar Plot



— Vertical Plane Through 5-Deg Lateral - - - Horizontal Cone Through 30-Deg Vertical

REPORT NUMBER: P980995
 CATALOG NUMBER: NFFLD-L-C150-7060-66

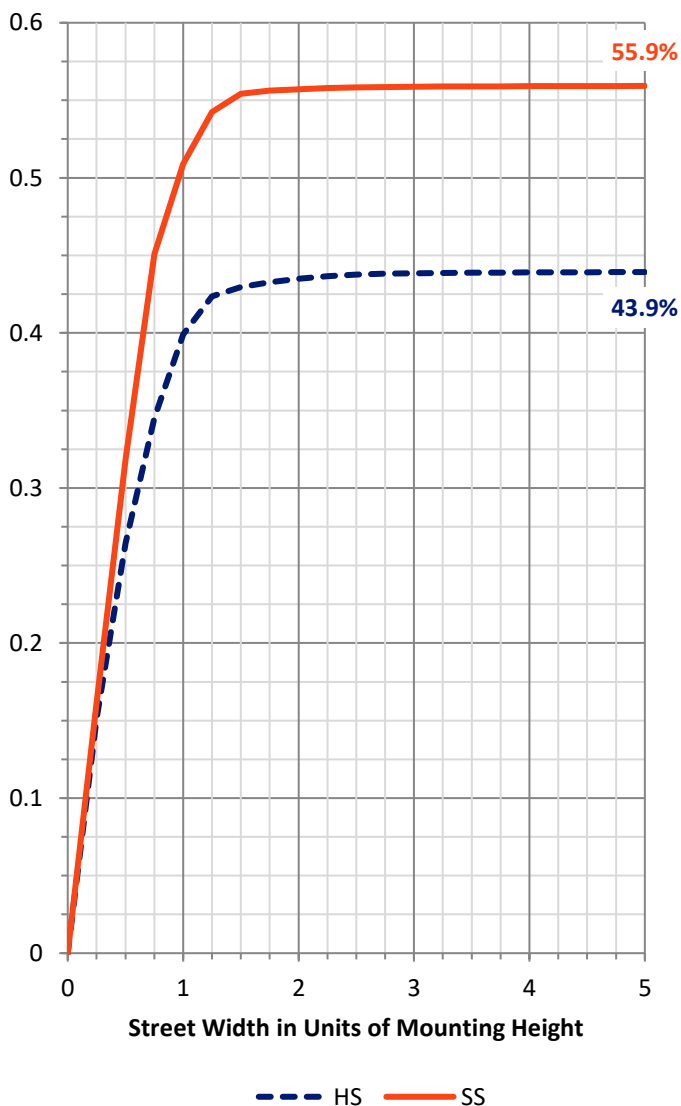
FLUX DISTRIBUTION:

		Downward	Upward	Total
House Side	Lumens	22193.2	0.0	22193.2
	% Fixture	44.2	0.0	44.2
Street Side	Lumens	27984.7	0.0	27984.7
	% Fixture	55.8	0.0	55.8
Total	Lumens	50177.9	0.0	50177.9
	% Fixture	100.0	0.0	100.0

Coefficient of Utilization

ZONAL LUMENS:

Zone	Lumens	% Fixture
0°-10°	2003.5	4.0
10°-20°	5803.9	11.6
20°-30°	9248.9	18.4
30°-40°	11562.7	23.0
40°-50°	11346.9	22.6
50°-60°	8112.3	16.2
60°-70°	1794.9	3.6
70°-80°	275.7	0.5
80°-90°	29.2	0.1
90°-100°	0.0	0.0
100°-110°	0.0	0.0
110°-120°	0.0	0.0
120°-130°	0.0	0.0
130°-140°	0.0	0.0
140°-150°	0.0	0.0
150°-160°	0.0	0.0
160°-170°	0.0	0.0
170°-180°	0.0	0.0
0°-90°	50177.9	100.0
0°-180°	50177.9	100.0

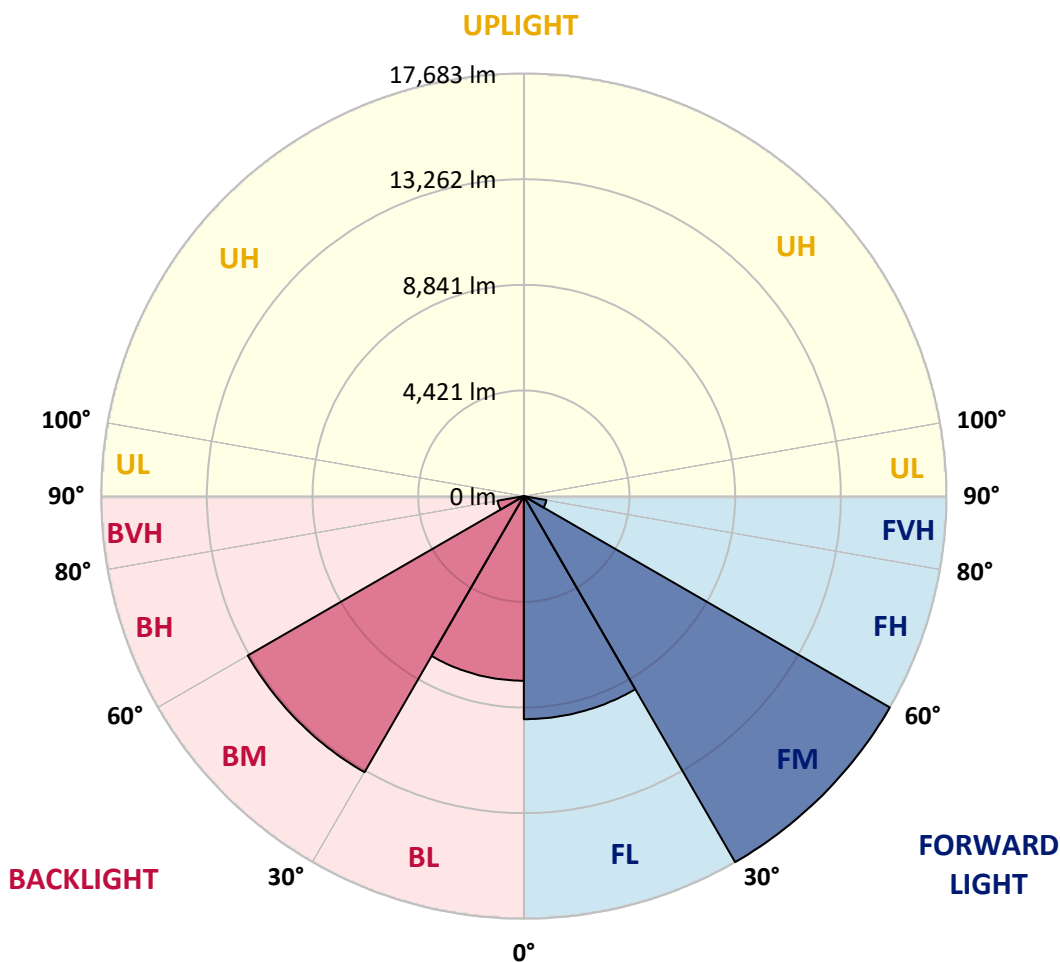


REPORT NUMBER: P980995
 CATALOG NUMBER: NFFLD-L-C150-7060-66

LUMINAIRE CLASSIFICATION SYSTEM LUMEN TABLE AND BUG RATING:

Zone	Lumens	% Fixture	Zone Rating/Lumen Limit		
			B	U	G
FL (0°-30°)	9332.6	18.6			
FM (30°-60°)	17682.7	35.2			
FH (60°-80°)	954.7	1.9			G1/1800
FVH (80°-90°)	14.7	0.0			G1/100
BL (0°-30°)	7723.7	15.4	B5		
BM (30°-60°)	13339.2	26.6	B5		
BH (60°-80°)	1115.9	2.2	B3/2500		G3/2500
BVH (80°-90°)	14.4	0.0			G1/100
UL (90°-100°)	0.0	0.0		U0/0	
UH (100°-180°)	0.0	0.0		U0/0	

BUG Rating: B5-U0-G3
 Type I Short





REPORT NUMBER: P980995
 CATALOG NUMBER: NFFLD-L-C150-7060-66

CANDELA DISTRIBUTION (FULL):

	0°	5°	15°	25°	35°	45°	55°	65°	75°	85°	90°
0°	20480.9	20480.9	20480.9	20480.9	20480.9	20480.9	20480.9	20480.9	20480.9	20480.9	20480.9
2.5°	20251.7	20284.4	20317.2	20366.3	20431.8	20464.5	20431.8	20399.0	20382.7	20415.4	20431.8
5°	20530.0	20579.1	20595.5	20628.2	20661.0	20628.2	20611.9	20579.1	20562.7	20579.1	20628.2
7.5°	20939.3	20972.0	20955.7	20939.3	20922.9	20808.3	20693.7	20644.6	20644.6	20693.7	20824.7
10°	21299.5	21365.0	21283.1	21217.6	21103.0	20922.9	20726.5	20611.9	20644.6	20742.8	20906.6
12.5°	21757.9	21757.9	21676.0	21610.5	21348.6	21135.8	20873.8	20693.7	20693.7	20873.8	21053.9
15°	22314.5	22265.4	22232.7	22052.6	21741.5	21397.7	21070.3	20808.3	20759.2	21037.5	21152.1
17.5°	23018.5	22838.4	22756.5	22445.5	22019.8	21577.8	21135.8	20922.9	20775.6	21070.3	20939.3
20°	23984.4	23853.4	23591.5	23100.3	22232.7	21659.6	21135.8	20857.4	20742.8	20906.6	20775.6
22.5°	25228.7	25146.8	24557.4	23935.3	22789.3	21725.1	21053.9	20677.3	20644.6	20562.7	20284.4
25°	26751.2	26538.4	25932.6	25048.6	23624.2	22363.6	21037.5	20349.9	20235.3	20022.5	19531.3
27.5°	28044.6	27815.4	27078.7	26292.8	24770.3	23313.2	21168.5	19957.0	19826.0	19678.7	19072.9
30°	28110.1	28208.3	28011.8	27422.5	25834.4	23706.1	21397.7	19842.4	19547.7	19023.8	18303.5
32.5°	26784.0	27013.2	27487.9	27700.8	26636.6	24180.9	21594.2	19891.5	19351.2	18090.6	17501.3
35°	22249.0	22707.4	24655.7	26489.3	26865.8	24868.5	21757.9	19891.5	19285.8	17419.4	16961.0
37.5°	17092.0	17468.5	19122.0	22445.5	25850.8	25294.1	22118.1	19776.9	19203.9	17468.5	16846.4
40°	13965.0	14177.8	14898.2	17157.5	22281.8	24590.2	22478.2	19907.9	18958.3	17501.3	16911.9
42.5°	13113.7	13097.3	12949.9	13784.9	16993.7	22527.3	22723.8	20235.3	18549.0	17288.4	16797.3
45°	12540.7	12507.9	12376.9	12540.7	13441.1	18434.4	22543.7	20824.7	18041.5	16535.3	16207.9
47.5°	11918.5	11934.9	11885.8	11951.3	11787.6	13997.7	21528.7	21070.3	17173.8	15274.7	15160.1
50°	10428.7	10674.3	11329.2	11394.6	10969.0	11296.4	18434.4	20955.7	16551.7	14914.5	14816.3
52.5°	6483.2	6876.1	8807.9	10445.1	10199.5	10199.5	14063.2	21119.4	15438.4	14783.6	14849.1
55°	2292.0	2586.7	4715.0	7187.1	9135.4	9315.4	11116.3	18794.6	15307.5	15012.8	15078.3
57.5°	573.0	704.0	1440.7	3110.6	6155.7	8447.8	9937.6	15520.3	11623.8	11214.6	11378.3
60°	671.2	654.9	900.4	998.7	2390.3	6679.6	8955.3	10477.8	7498.2	7023.4	7105.3
62.5°	720.4	671.2	704.0	884.1	392.9	3274.3	7138.0	6237.6	3094.2	2292.0	2423.0
65°	638.5	605.7	556.6	818.6	278.3	605.7	4207.5	1833.6	442.0	704.0	638.5
67.5°	425.7	442.0	458.4	654.9	261.9	261.9	556.6	458.4	311.1	638.5	556.6
70°	245.6	261.9	311.1	392.9	261.9	212.8	245.6	376.5	261.9	638.5	556.6
72.5°	147.3	147.3	147.3	163.7	261.9	180.1	163.7	311.1	229.2	589.4	556.6
75°	114.6	114.6	114.6	98.2	229.2	114.6	114.6	245.6	196.5	425.7	425.7
77.5°	98.2	98.2	98.2	81.9	131.0	98.2	98.2	180.1	180.1	212.8	245.6
80°	65.5	65.5	65.5	65.5	81.9	81.9	65.5	98.2	81.9	98.2	114.6
82.5°	32.7	49.1	49.1	32.7	49.1	49.1	49.1	65.5	49.1	65.5	65.5
85°	16.4	16.4	16.4	16.4	16.4	16.4	16.4	32.7	16.4	16.4	32.7
87.5°	0.0	0.0	0.0	0.0	0.0	0.0	0.0	0.0	0.0	0.0	0.0
90°	0.0	0.0	0.0	0.0	0.0	0.0	0.0	0.0	0.0	0.0	0.0



REPORT NUMBER: P980995
 CATALOG NUMBER: NFFLD-L-C150-7060-66

CANDELA DISTRIBUTION (continued):

	95°	105°	115°	125°	135°	145°	155°	165°	175°	180°
0°	20480.9	20480.9	20480.9	20480.9	20480.9	20480.9	20480.9	20480.9	20480.9	20480.9
2.5°	20464.5	20546.4	20661.0	20841.1	20906.6	21021.2	21119.4	21201.2	21201.2	21168.5
5°	20726.5	20955.7	21266.7	21545.0	21643.3	21757.9	21807.0	21888.8	21872.5	21856.1
7.5°	20955.7	21315.8	21643.3	21839.7	21807.0	21659.6	21561.4	21430.4	21381.3	21414.1
10°	21135.8	21463.2	21610.5	21479.6	21086.6	20742.8	20300.8	20006.1	19858.8	19907.9
12.5°	21201.2	21315.8	21184.9	20464.5	19973.4	19645.9	19285.8	19089.3	19007.4	19023.8
15°	21217.6	20955.7	20235.3	19695.1	19334.9	18925.6	18630.9	18450.8	18450.8	18467.2
17.5°	20873.8	20235.3	19613.2	19203.9	18696.4	18270.7	18107.0	18041.5	17632.2	17697.7
20°	20562.7	19645.9	19302.1	18663.6	18057.9	17779.6	16830.0	16731.8	16748.2	16764.5
22.5°	19907.9	19220.3	18909.2	18074.3	17386.7	16617.2	16486.2	16388.0	16404.4	16404.4
25°	19007.4	18614.5	18188.9	17321.2	16486.2	16338.9	16240.6	16109.7	16044.2	16060.6
27.5°	18499.9	18008.8	17222.9	16486.2	15946.0	16011.4	15896.8	15700.4	15700.4	15716.8
30°	17861.4	17386.7	16338.9	15471.2	15520.3	15618.5	15340.2	15242.0	15192.9	15192.9
32.5°	17075.6	16420.7	15503.9	14685.3	14980.0	14947.3	14603.5	14636.2	14669.0	14636.2
35°	16486.2	15634.9	14865.4	14423.4	14308.8	14177.8	13997.7	14112.3	14161.4	14128.7
37.5°	16338.9	15323.8	14521.6	14210.6	13768.5	13523.0	13572.1	13686.7	13752.2	13735.8
40°	16289.8	15012.8	14226.9	13899.5	13310.1	13097.3	13162.8	13392.0	13473.8	13457.5
42.5°	16224.3	14799.9	14046.8	13653.9	12835.3	12688.0	12999.1	13211.9	13228.3	13211.9
45°	15880.5	14570.7	13932.2	13146.4	12115.0	12295.1	12688.0	12802.6	12606.1	12524.3
47.5°	15078.3	14145.1	13588.4	12524.3	11525.6	11869.4	11918.5	10674.3	9953.9	9790.2
50°	14849.1	14161.4	13195.5	11787.6	11165.4	11509.2	9364.6	7154.4	6254.0	6073.9
52.5°	14783.6	13997.7	13342.9	11018.1	11034.5	9708.4	5910.2	3503.5	2815.9	2684.9
55°	14947.3	14718.1	13588.4	10559.7	10265.0	6319.4	2750.4	1653.5	1702.6	1653.5
57.5°	11280.0	12311.5	13883.1	9839.3	7498.2	3045.1	1735.4	1604.4	1489.8	1457.1
60°	7039.8	8022.1	10166.8	8464.1	3847.3	1817.2	1768.1	1489.8	1440.7	1424.3
62.5°	2324.8	3569.0	5828.3	5566.3	1064.2	1800.9	1784.5	1326.1	1326.1	1326.1
65°	589.4	605.7	1604.4	1915.5	785.8	1604.4	1702.6	1244.2	1211.5	1260.6
67.5°	507.5	458.4	851.3	753.1	654.9	1113.3	1489.8	1195.1	1129.6	1129.6
70°	507.5	540.3	835.0	704.0	409.3	605.7	1080.5	736.7	654.9	605.7
72.5°	474.8	523.9	736.7	638.5	278.3	294.7	474.8	245.6	229.2	196.5
75°	409.3	425.7	573.0	573.0	294.7	147.3	196.5	163.7	163.7	147.3
77.5°	278.3	212.8	327.4	409.3	212.8	98.2	81.9	81.9	81.9	65.5
80°	147.3	81.9	81.9	65.5	81.9	81.9	49.1	65.5	65.5	49.1
82.5°	81.9	49.1	49.1	32.7	32.7	49.1	32.7	32.7	32.7	32.7
85°	32.7	32.7	16.4	16.4	16.4	32.7	16.4	16.4	16.4	16.4
87.5°	0.0	0.0	0.0	0.0	0.0	0.0	0.0	0.0	16.4	16.4
90°	0.0	0.0	0.0	0.0	0.0	0.0	0.0	0.0	0.0	0.0

LM-79-2019: Approved Method: Electrical and Photometric Measurements of Solid-State Lighting Products

Report Prepared for

Cooper Lighting Solutions

Lumark

Report Number: SP1-2501-319-12

Test Date: 02/05/2025

Luminaire Tested: NFFLD-C55-7060-66

Data in this report applies to families of products including NFFLD-C55-7060-66

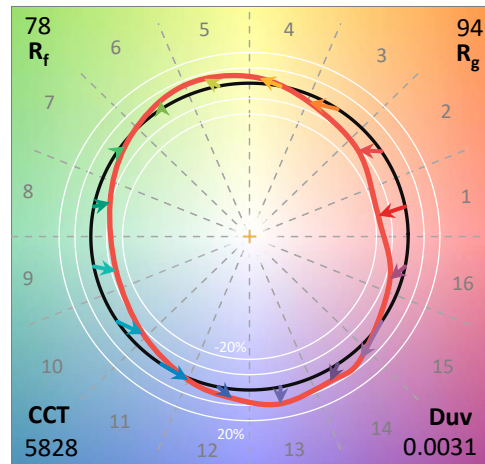
Test Information

Test Method: LM-79-2019
 Report Number: SP1-2501-319-12
 Test Lab: COOPER LIGHTING SOLUTIONS
 Photometer: SP1 - 76IN SPHERE
 Measurement Geometry: 4π
 Issue Date: 02/06/2025
 Manufacturer: COOPER LIGHTING SOLUTIONS
 Product Line: Lumark
 Catalog Number: **NFFLD-C55-7060-66**
 Description: LUMARK NIGHT FALCON 16900LM NEMA 6

Spectral Parameters

CCT (K): 5828
 CIE u': 0.2021
 CIE v': 0.4762
 Duv: 0.0031
 CIE x: 0.3252
 CIE y: 0.3405
 CIE z: 0.3343
 Peak Wavelength (nm): 449
 Dominant Wavelength (nm): 503
 Purity: 2.477017
 Rf: 78
 Rg: 93.6

CRI (Ra):	76.1		
R1:	72.5	R9:	-29.6
R2:	81.4	R10:	56.3
R3:	88.0	R11:	74.3
R4:	76.1	R12:	56.2
R5:	74.8	R13:	74.3
R6:	75.0	R14:	93.5
R7:	82.7	R15:	65.1
R8:	58.0		



Test Conditions

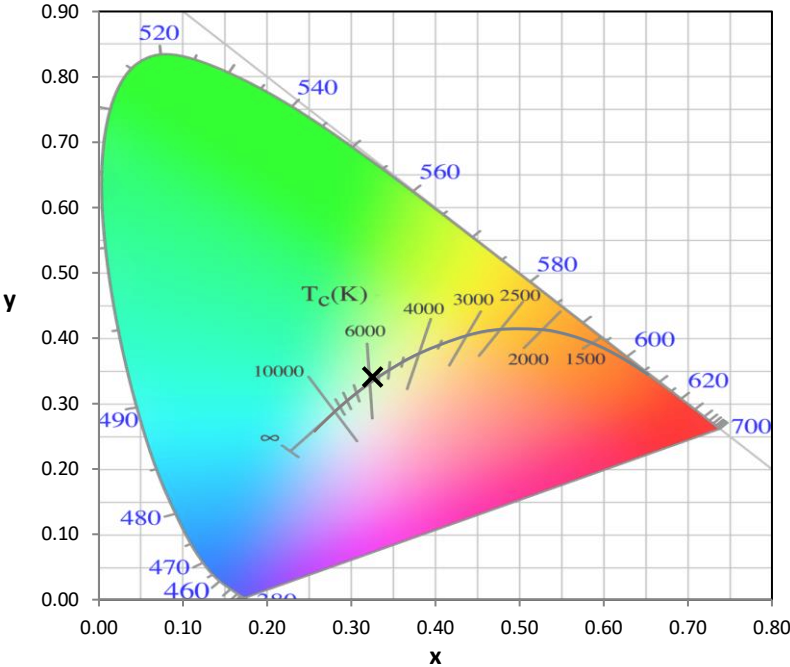
Stabilization Time: 40M
 Operation Time: 1H 40M
 Sphere Temperature (°C): 25.0

REPORT NUMBER: SP1-2501-319-12

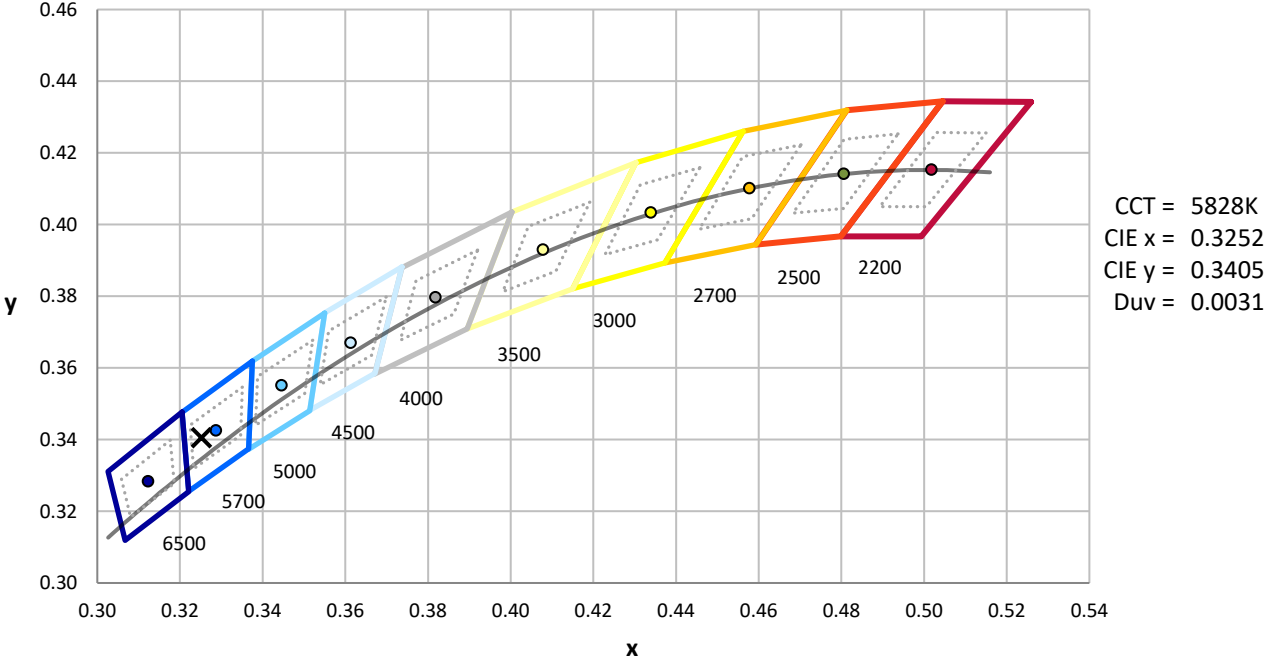
Measurement and Test Equipment			
Instrument	Identification Number	Calibration Date	Calibration Due Date
Photometer	IN0058	12/16/2024	6/16/2025
Power Meter	INXT2011004	1/21/2025	1/21/2026
AC Power Source	IN0063	10/22/2024	10/22/2025
DC Power Source	IN0208	10/22/2024	10/22/2025
Sphere Thermometer	IN0085	10/22/2024	10/22/2025
Room Thermometer	IN0046	10/22/2024	10/22/2025

REPORT NUMBER: SP1-2501-319-12

CIE 1931 Chromaticity Diagram



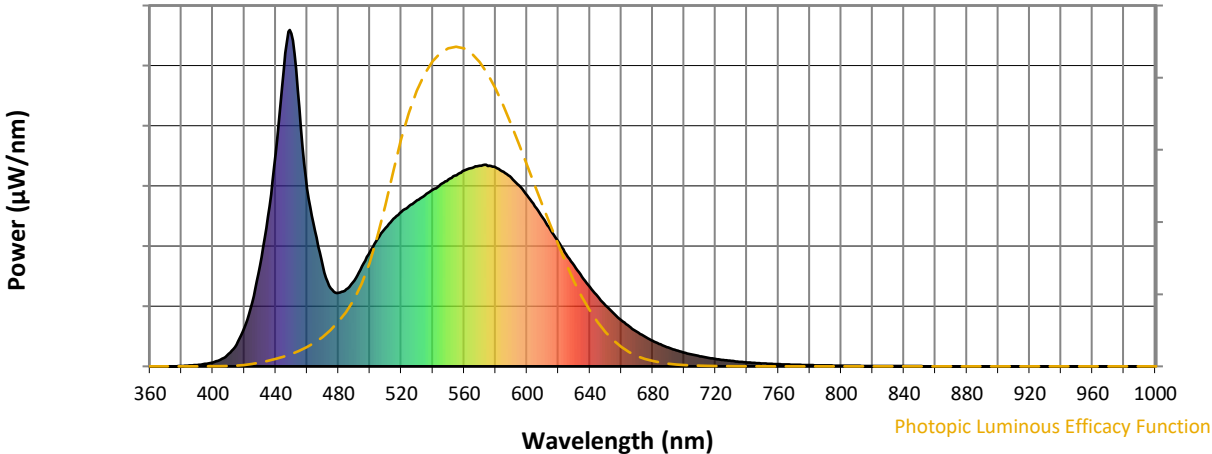
CIE 1931 Chromaticity Diagram with 2017 ANSI 7-Step and 4-Step Quadrangles



Point lies inside the ANSI 5700K 4-step quadrangle

REPORT NUMBER: SP1-2501-319-12

Photopic Flux vs. Wavelength

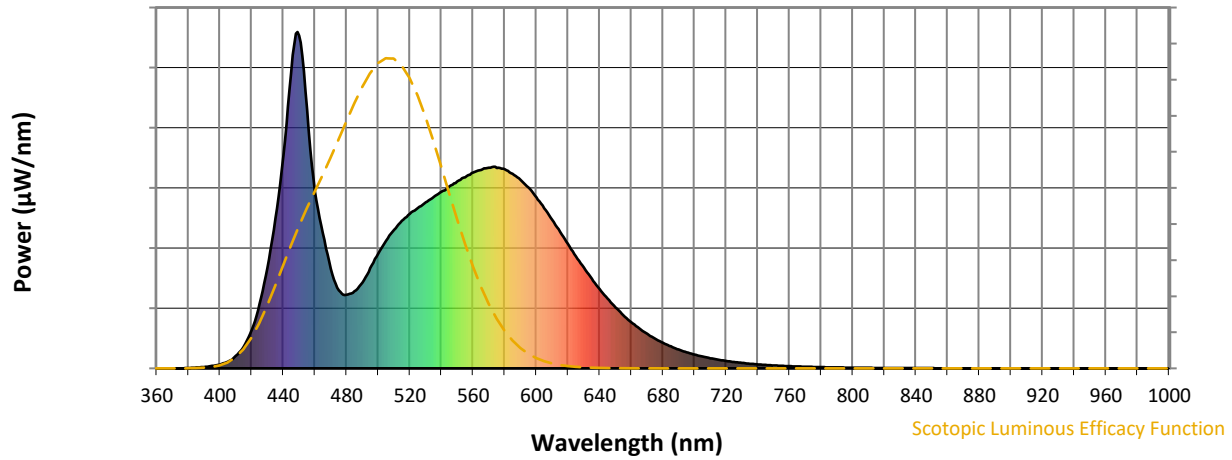


Photopic Lumens: NR

λ (nm)	Power W [^] /nm	Lumens (φ/nm)	λ (nm)	Power W [^] /nm	Lumens (φ/nm)	λ (nm)	Power W [^] /nm	Lumens (φ/nm)	λ (nm)	Power W [^] /nm	Lumens (φ/nm)	λ (nm)	Power W [^] /nm	Lumens (φ/nm)
360	0	NR	490	255	NR	620	370	NR	750	9	NR	880	0	NR
365	0	NR	495	298	NR	625	333	NR	755	8	NR	885	0	NR
370	0	NR	500	340	NR	630	300	NR	760	7	NR	890	0	NR
375	0	NR	505	380	NR	635	267	NR	765	6	NR	895	0	NR
380	1	NR	510	412	NR	640	236	NR	770	5	NR	900	0	NR
385	2	NR	515	439	NR	645	208	NR	775	4	NR	905	0	NR
390	4	NR	520	459	NR	650	181	NR	780	4	NR	910	0	NR
395	7	NR	525	477	NR	655	158	NR	785	3	NR	915	0	NR
400	12	NR	530	494	NR	660	137	NR	790	3	NR	920	0	NR
405	20	NR	535	509	NR	665	119	NR	795	2	NR	925	0	NR
410	37	NR	540	525	NR	670	102	NR	800	2	NR	930	0	NR
415	65	NR	545	541	NR	675	88	NR	805	2	NR	935	0	NR
420	114	NR	550	555	NR	680	76	NR	810	2	NR	940	0	NR
425	191	NR	555	568	NR	685	65	NR	815	1	NR	945	0	NR
430	299	NR	560	582	NR	690	56	NR	820	1	NR	950	0	NR
435	445	NR	565	589	NR	695	48	NR	825	1	NR	955	0	NR
440	633	NR	570	597	NR	700	41	NR	830	1	NR	960	0	NR
445	878	NR	575	595	NR	705	35	NR	835	1	NR	965	0	NR
450	989	NR	580	592	NR	710	30	NR	840	1	NR	970	0	NR
455	770	NR	585	578	NR	715	26	NR	845	1	NR	975	0	NR
460	528	NR	590	561	NR	720	22	NR	850	1	NR	980	0	NR
465	403	NR	595	537	NR	725	19	NR	855	1	NR	985	0	NR
470	296	NR	600	508	NR	730	16	NR	860	0	NR	990	0	NR
475	232	NR	605	476	NR	735	14	NR	865	0	NR	995	0	NR
480	219	NR	610	441	NR	740	12	NR	870	0	NR	1000	0	NR
485	230	NR	615	405	NR	745	10	NR	875	0	NR			

REPORT NUMBER: SP1-2501-319-12

Scotopic Flux vs. Wavelength



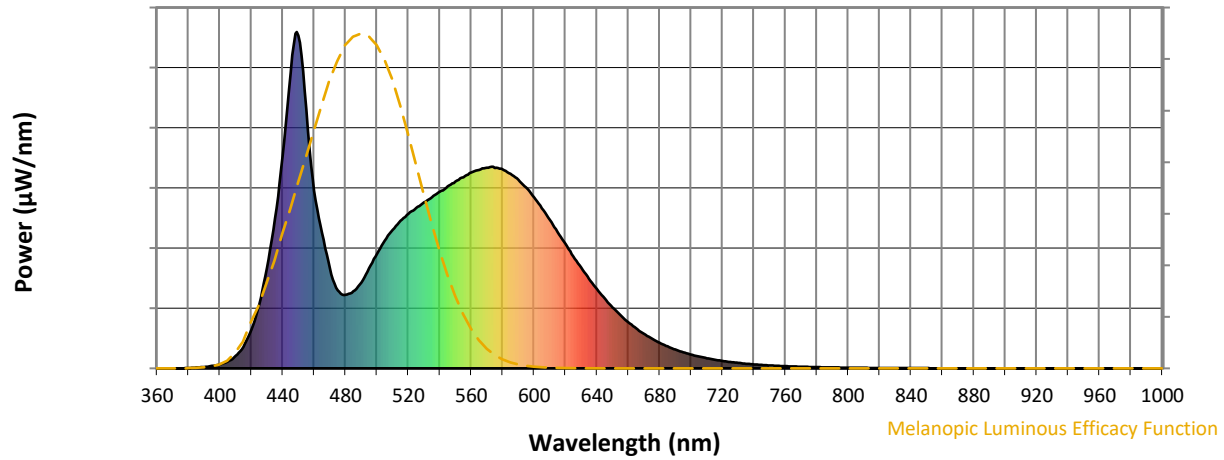
Scotopic Lumens: NR

S/P: 2.03

λ (nm)	Power W [^] /nm	Lumens (φ/nm)	λ (nm)	Power W [^] /nm	Lumens (φ/nm)	λ (nm)	Power W [^] /nm	Lumens (φ/nm)	λ (nm)	Power W [^] /nm	Lumens (φ/nm)	λ (nm)	Power W [^] /nm	Lumens (φ/nm)
360	0	NR	490	255	NR	620	370	NR	750	9	NR	880	0	NR
365	0	NR	495	298	NR	625	333	NR	755	8	NR	885	0	NR
370	0	NR	500	340	NR	630	300	NR	760	7	NR	890	0	NR
375	0	NR	505	380	NR	635	267	NR	765	6	NR	895	0	NR
380	1	NR	510	412	NR	640	236	NR	770	5	NR	900	0	NR
385	2	NR	515	439	NR	645	208	NR	775	4	NR	905	0	NR
390	4	NR	520	459	NR	650	181	NR	780	4	NR	910	0	NR
395	7	NR	525	477	NR	655	158	NR	785	3	NR	915	0	NR
400	12	NR	530	494	NR	660	137	NR	790	3	NR	920	0	NR
405	20	NR	535	509	NR	665	119	NR	795	2	NR	925	0	NR
410	37	NR	540	525	NR	670	102	NR	800	2	NR	930	0	NR
415	65	NR	545	541	NR	675	88	NR	805	2	NR	935	0	NR
420	114	NR	550	555	NR	680	76	NR	810	2	NR	940	0	NR
425	191	NR	555	568	NR	685	65	NR	815	1	NR	945	0	NR
430	299	NR	560	582	NR	690	56	NR	820	1	NR	950	0	NR
435	445	NR	565	589	NR	695	48	NR	825	1	NR	955	0	NR
440	633	NR	570	597	NR	700	41	NR	830	1	NR	960	0	NR
445	878	NR	575	595	NR	705	35	NR	835	1	NR	965	0	NR
450	989	NR	580	592	NR	710	30	NR	840	1	NR	970	0	NR
455	770	NR	585	578	NR	715	26	NR	845	1	NR	975	0	NR
460	528	NR	590	561	NR	720	22	NR	850	1	NR	980	0	NR
465	403	NR	595	537	NR	725	19	NR	855	1	NR	985	0	NR
470	296	NR	600	508	NR	730	16	NR	860	0	NR	990	0	NR
475	232	NR	605	476	NR	735	14	NR	865	0	NR	995	0	NR
480	219	NR	610	441	NR	740	12	NR	870	0	NR	1000	0	NR
485	230	NR	615	405	NR	745	10	NR	875	0	NR			

REPORT NUMBER: SP1-2501-319-12

Melanopic Flux vs. Wavelength



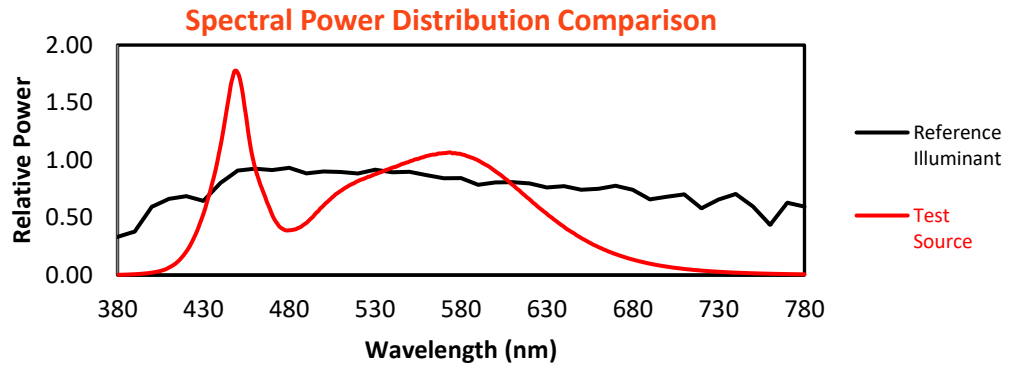
Melanopic Lumens: NR

M/P: 4.34

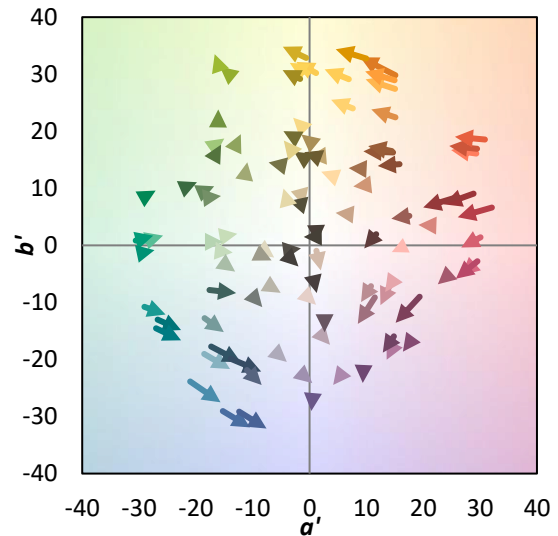
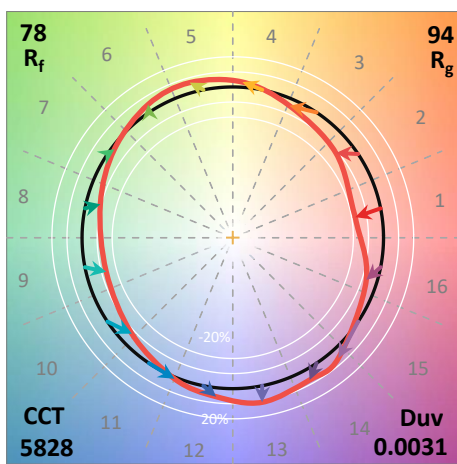
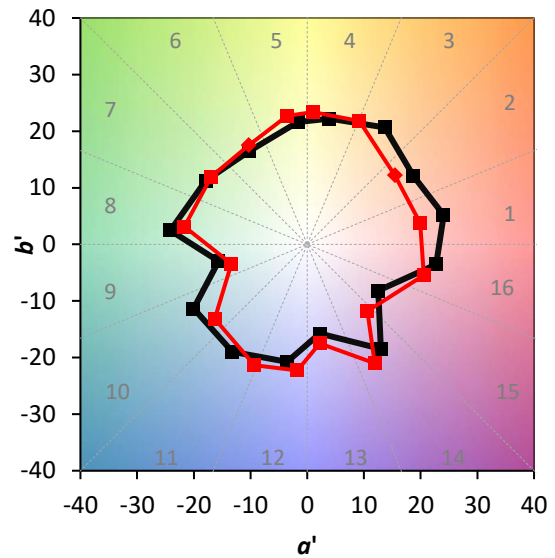
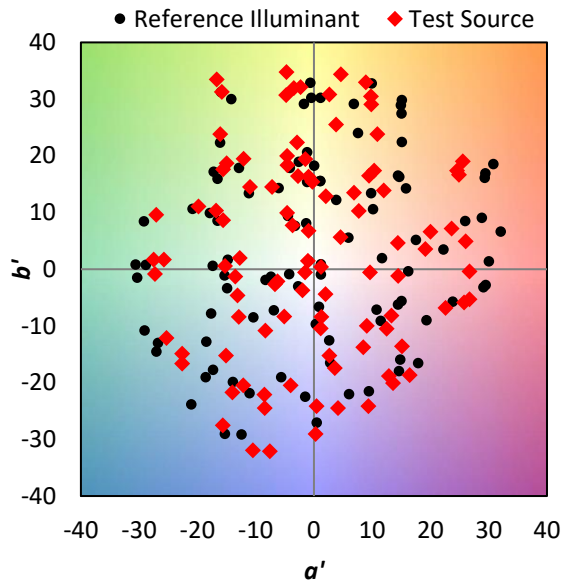
λ (nm)	Power W [^] /nm	Lumens (φ/nm)	λ (nm)	Power W [^] /nm	Lumens (φ/nm)	λ (nm)	Power W [^] /nm	Lumens (φ/nm)	λ (nm)	Power W [^] /nm	Lumens (φ/nm)	λ (nm)	Power W [^] /nm	Lumens (φ/nm)
360	0	NR	490	255	NR	620	370	NR	750	9	NR	880	0	NR
365	0	NR	495	298	NR	625	333	NR	755	8	NR	885	0	NR
370	0	NR	500	340	NR	630	300	NR	760	7	NR	890	0	NR
375	0	NR	505	380	NR	635	267	NR	765	6	NR	895	0	NR
380	1	NR	510	412	NR	640	236	NR	770	5	NR	900	0	NR
385	2	NR	515	439	NR	645	208	NR	775	4	NR	905	0	NR
390	4	NR	520	459	NR	650	181	NR	780	4	NR	910	0	NR
395	7	NR	525	477	NR	655	158	NR	785	3	NR	915	0	NR
400	12	NR	530	494	NR	660	137	NR	790	3	NR	920	0	NR
405	20	NR	535	509	NR	665	119	NR	795	2	NR	925	0	NR
410	37	NR	540	525	NR	670	102	NR	800	2	NR	930	0	NR
415	65	NR	545	541	NR	675	88	NR	805	2	NR	935	0	NR
420	114	NR	550	555	NR	680	76	NR	810	2	NR	940	0	NR
425	191	NR	555	568	NR	685	65	NR	815	1	NR	945	0	NR
430	299	NR	560	582	NR	690	56	NR	820	1	NR	950	0	NR
435	445	NR	565	589	NR	695	48	NR	825	1	NR	955	0	NR
440	633	NR	570	597	NR	700	41	NR	830	1	NR	960	0	NR
445	878	NR	575	595	NR	705	35	NR	835	1	NR	965	0	NR
450	989	NR	580	592	NR	710	30	NR	840	1	NR	970	0	NR
455	770	NR	585	578	NR	715	26	NR	845	1	NR	975	0	NR
460	528	NR	590	561	NR	720	22	NR	850	1	NR	980	0	NR
465	403	NR	595	537	NR	725	19	NR	855	1	NR	985	0	NR
470	296	NR	600	508	NR	730	16	NR	860	0	NR	990	0	NR
475	232	NR	605	476	NR	735	14	NR	865	0	NR	995	0	NR
480	219	NR	610	441	NR	740	12	NR	870	0	NR	1000	0	NR
485	230	NR	615	405	NR	745	10	NR	875	0	NR			

Summary

$R_f = 78$
 $R_g = 93.6$
 $CIE R_a = 76.1$
 $R_9 = -29.6$

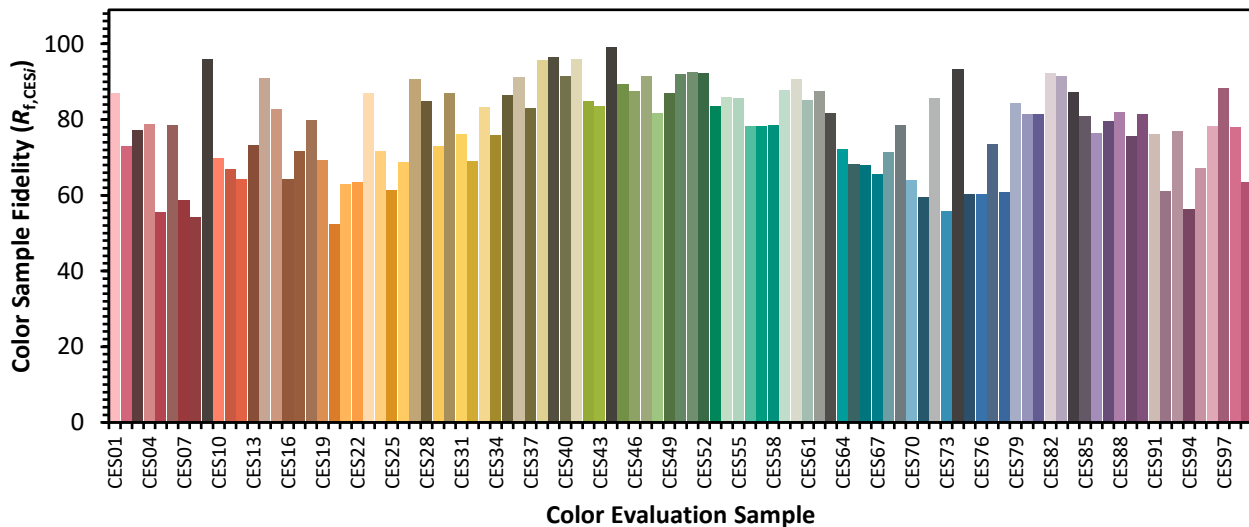


Color Vector Graphics

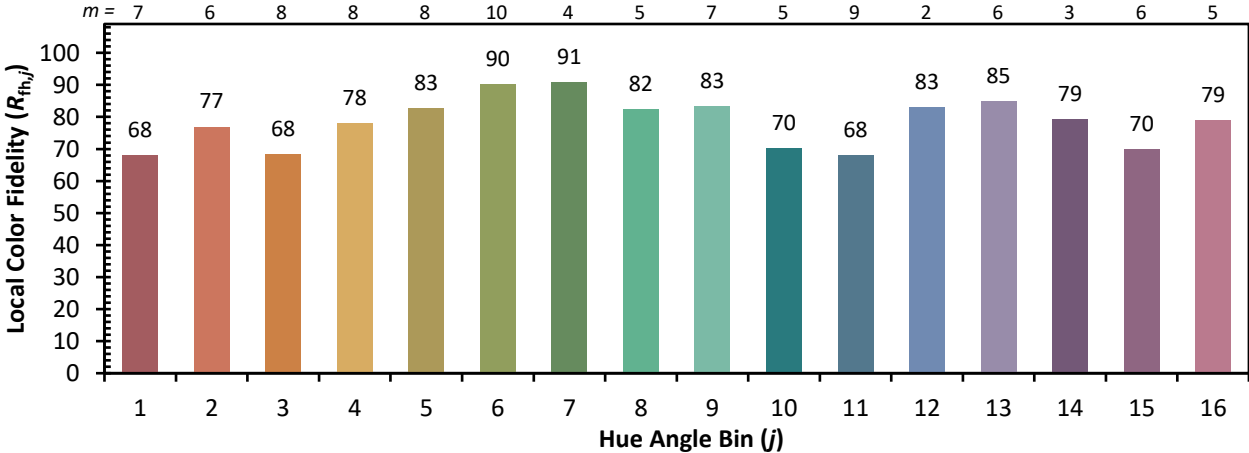
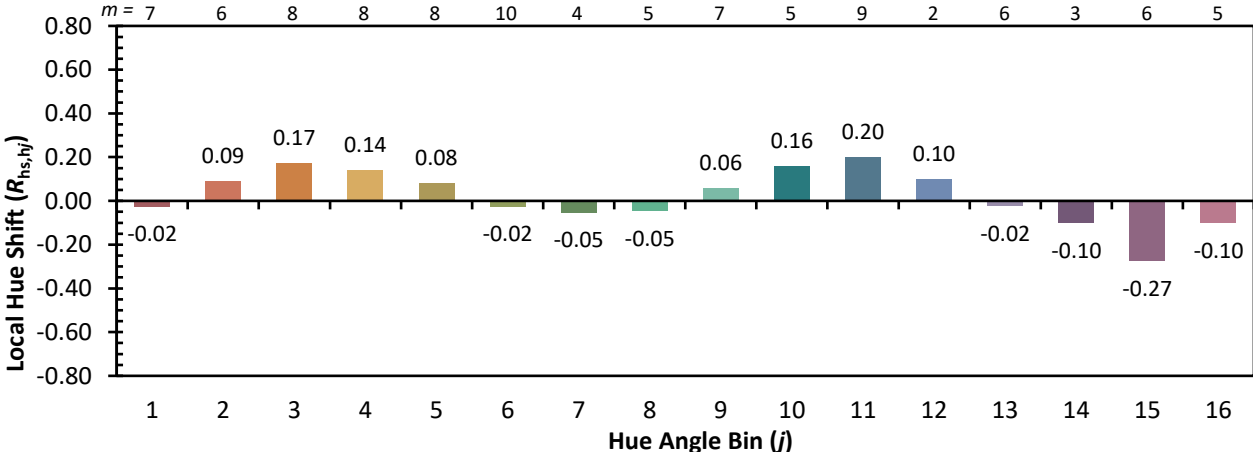
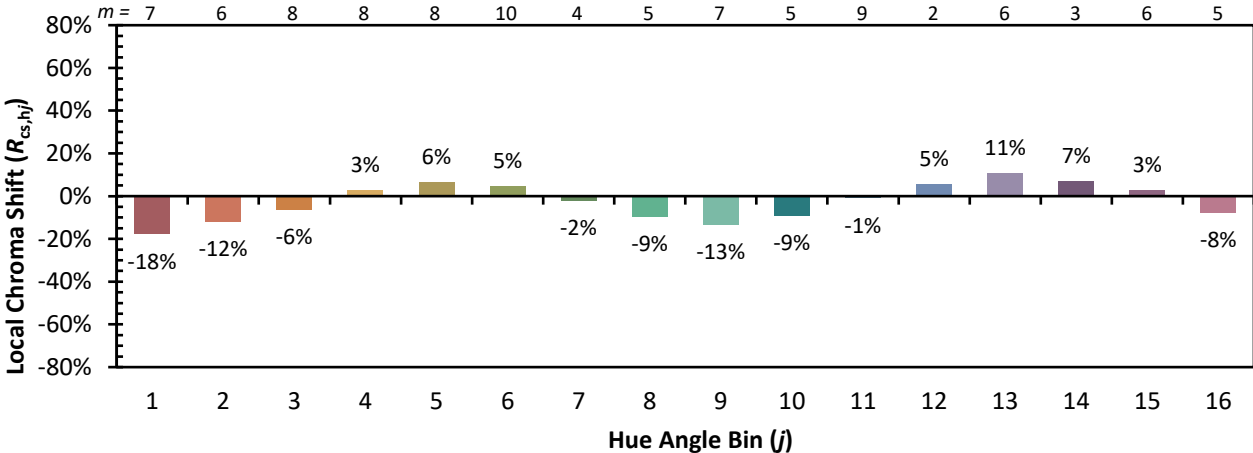


Individual Sample Fidelity Index ($R_{f,i}$)

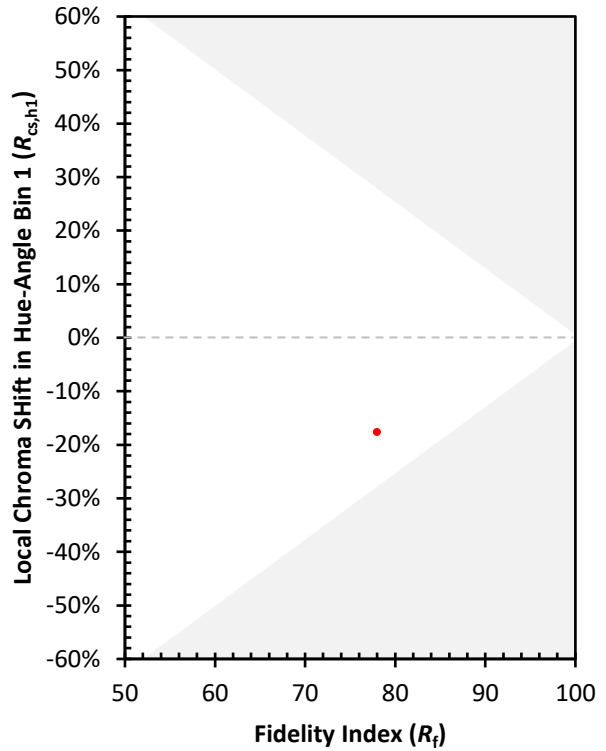
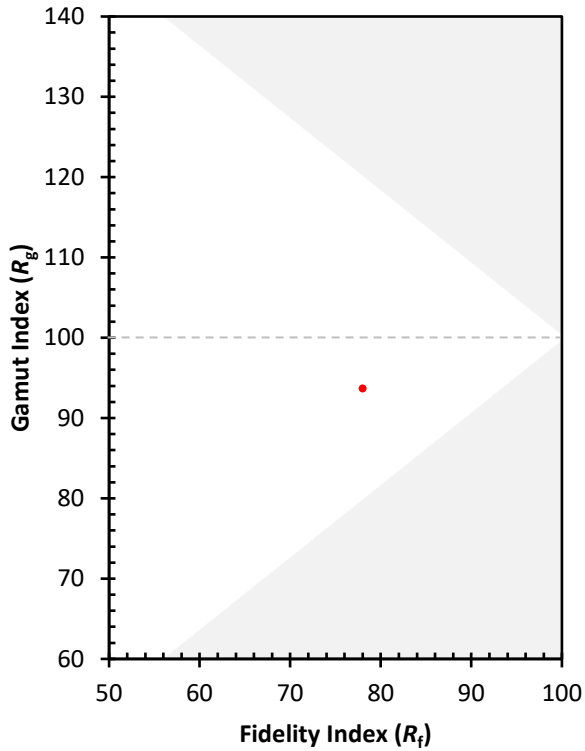
CES01 = 85	CES26 = 69	CES51 = 92	CES76 = 60
CES02 = 59	CES27 = 91	CES52 = 92	CES77 = 73
CES03 = 30	CES28 = 85	CES53 = 84	CES78 = 61
CES04 = 68	CES29 = 73	CES54 = 86	CES79 = 84
CES05 = 45	CES30 = 87	CES55 = 86	CES80 = 82
CES06 = 50	CES31 = 76	CES56 = 78	CES81 = 81
CES07 = 38	CES32 = 69	CES57 = 78	CES82 = 92
CES08 = 37	CES33 = 83	CES58 = 79	CES83 = 92
CES09 = 29	CES34 = 76	CES59 = 88	CES84 = 87
CES10 = 72	CES35 = 87	CES60 = 91	CES85 = 81
CES11 = 55	CES36 = 91	CES61 = 85	CES86 = 76
CES12 = 61	CES37 = 83	CES62 = 88	CES87 = 80
CES13 = 41	CES38 = 96	CES63 = 82	CES88 = 82
CES14 = 74	CES39 = 96	CES64 = 72	CES89 = 76
CES15 = 70	CES40 = 92	CES65 = 68	CES90 = 81
CES16 = 45	CES41 = 96	CES66 = 68	CES91 = 76
CES17 = 48	CES42 = 85	CES67 = 65	CES92 = 61
CES18 = 55	CES43 = 83	CES68 = 71	CES93 = 77
CES19 = 70	CES44 = 99	CES69 = 78	CES94 = 56
CES20 = 63	CES45 = 89	CES70 = 64	CES95 = 67
CES21 = 85	CES46 = 88	CES71 = 59	CES96 = 78
CES22 = 77	CES47 = 91	CES72 = 86	CES97 = 88
CES23 = 91	CES48 = 82	CES73 = 56	CES98 = 78
CES24 = 90	CES49 = 87	CES74 = 93	CES99 = 64
CES25 = 71	CES50 = 92	CES75 = 60	



Color Rendition by Hue-Angle Bin



Measure Comparisons



(END OF REPORT)